



US00D365957S

# United States Patent [19]

[11] Patent Number: **Des. 365,957**

**Ferrari**

[45] Date of Patent: **\*\*Jan. 9, 1996**

[54] **CRIB BUMPER PAD**

Primary Examiner—Lisa P. Lichtenstein

[76] Inventor: **Karen A. Ferrari**, 7 Greaves Ave.,  
Staten Island, N.Y. 10308

## [57] CLAIM

[\*\*] Term: **14 Years**

The ornamental design for a crib bumper pad, as shown and described.

[21] Appl. No.: **24,365**

## DESCRIPTION

[22] Filed: **Jun. 13, 1994**

[52] U.S. Cl. .... **D6/606**; D6/596

[58] Field of Search ..... D6/595, 596, 601,  
D6/606, 331; 5/424, 93.1, 100, 663

## [56] References Cited

### U.S. PATENT DOCUMENTS

2,600,556	7/1950	Malm	5/663
3,619,824	11/1971	Doyle	5/143
3,877,090	4/1975	Schutz	5/93.1
4,370,765	2/1983	Webber	5/663
4,670,923	6/1987	Gabriel et al.	5/424
4,800,600	1/1989	Baum	5/93.1
5,010,611	4/1991	Mallett	5/497

### FOREIGN PATENT DOCUMENTS

420333	11/1934	United Kingdom	5/493
--------	---------	----------------	-------

**1 Claim, 3 Drawing Sheets**

FIG. 1 is a front elevational view of the crib bumper pad showing my new design;

FIG. 2 is a rear elevational view thereof;

FIG. 3 is a left side elevational view thereof;

FIG. 4 is a right side elevational view thereof;

FIG. 5 is a top plan view thereof;

FIG. 6 is a bottom plan view thereof; and,

FIG. 7 is a right side elevational view showing a use thereof, the broken line showing of the crib rail and mattress being for illustrative purposes only and forming no part of the claimed design.

The cross hatching in FIGS. 1 and 2 represents conventional fabric and is understood to extend throughout the areas represented. The dotted lines in FIGS. 1 and 2 represent stitching.

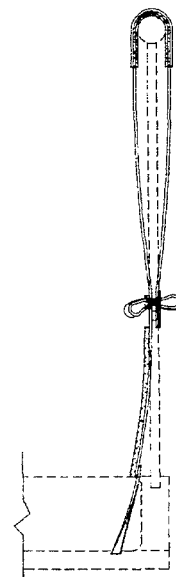
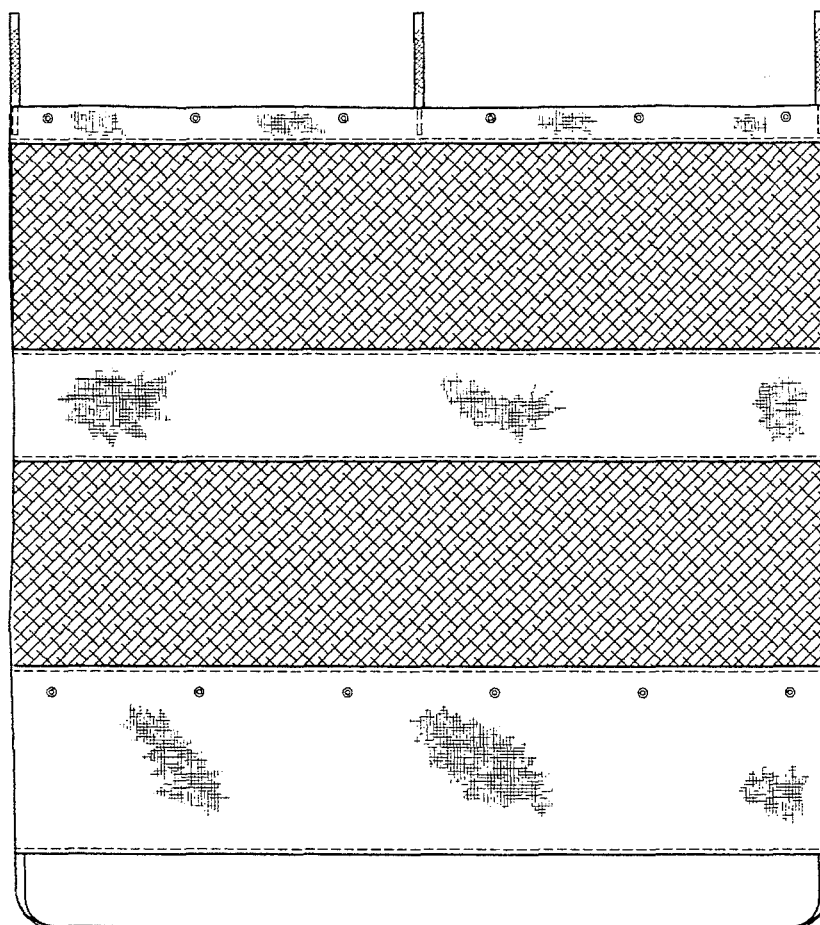


FIG. 1

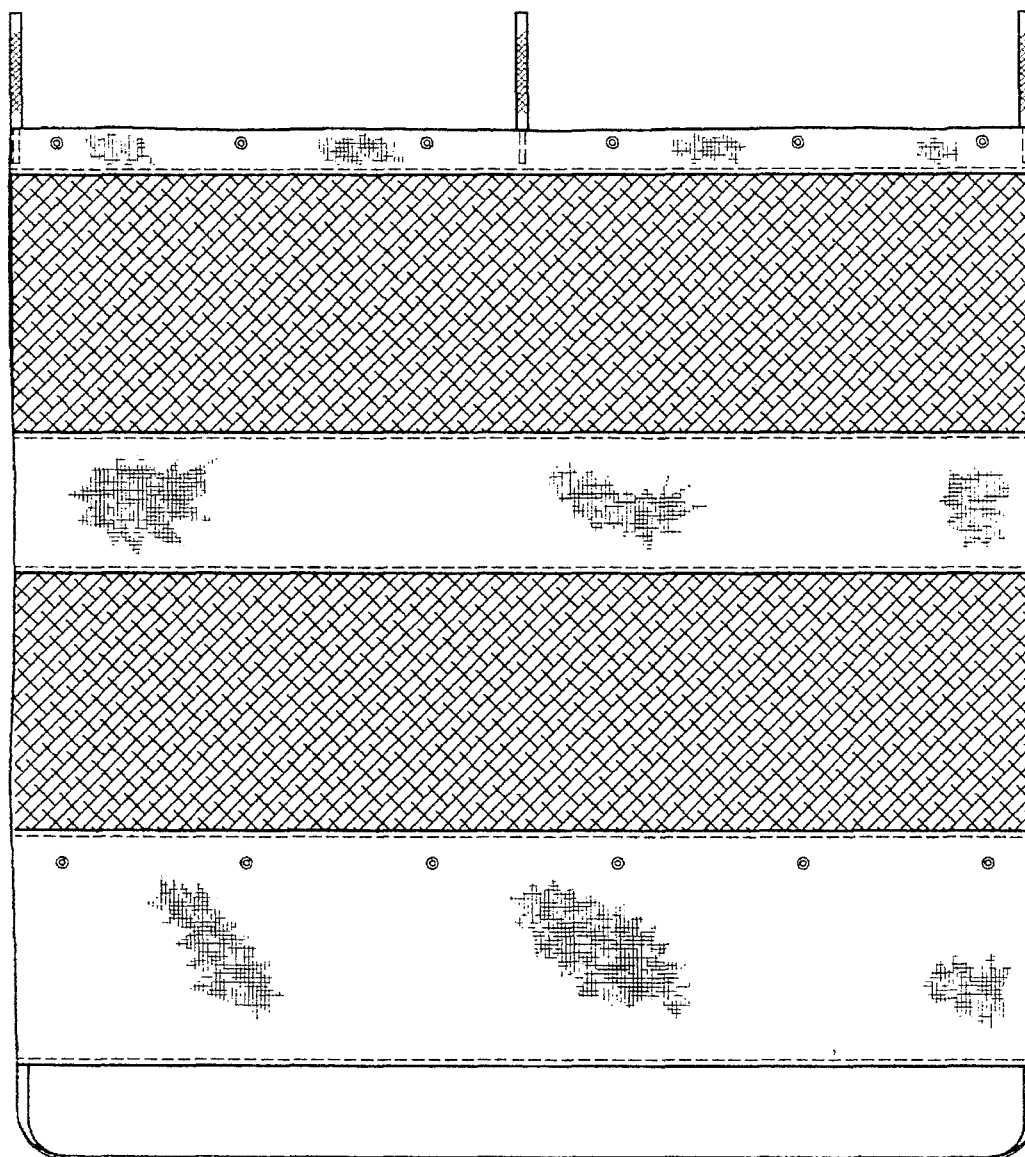


FIG. 2

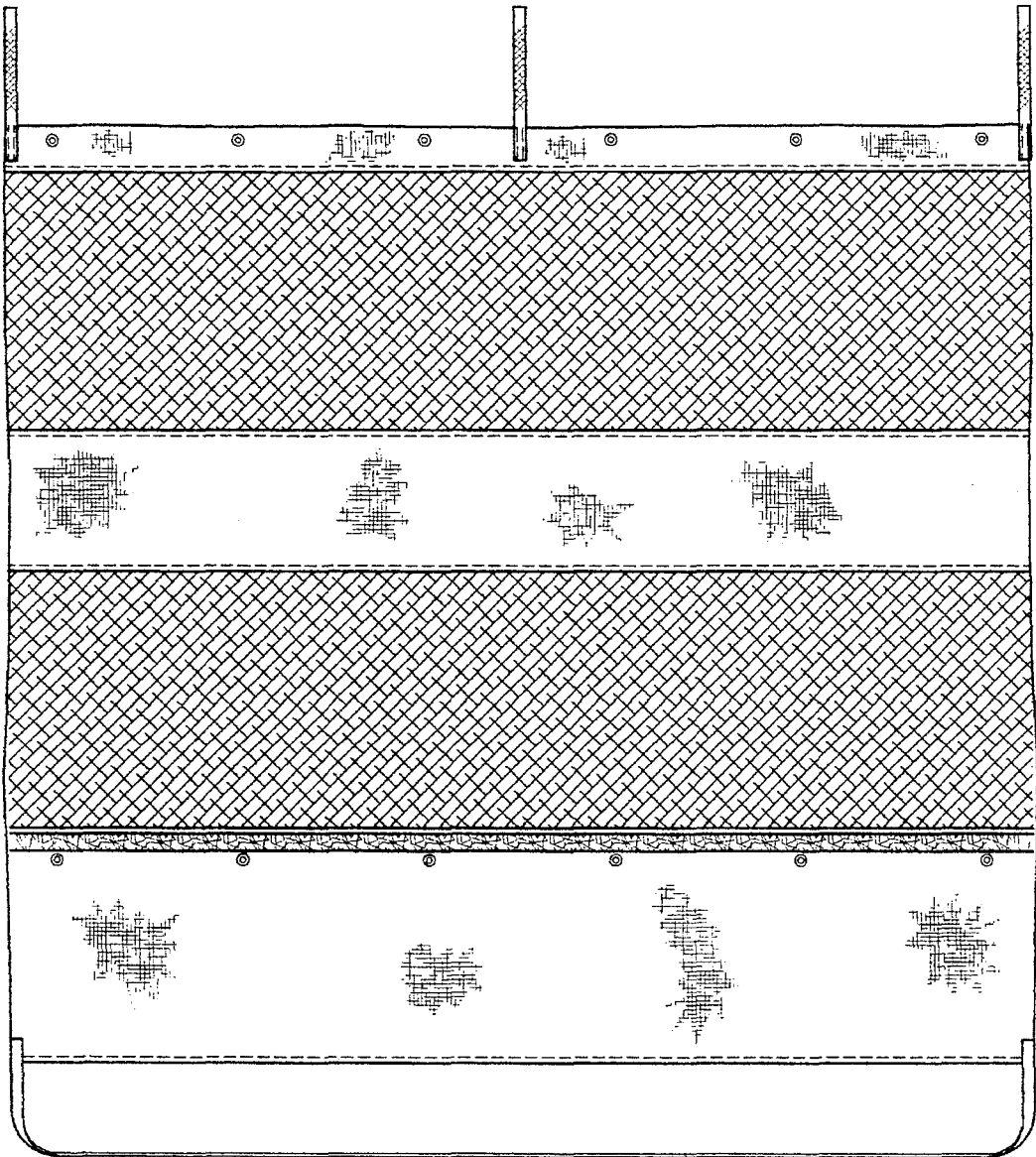


FIG. 3



FIG. 4



FIG. 7

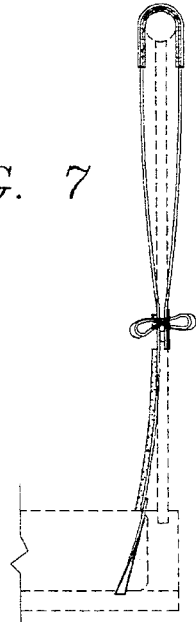


FIG. 5



FIG. 6

